


**THE PROVINCE OF
GAUTENG**



**DIE PROVINSIE VAN
GAUTENG**

Provincial Gazette Provinsiale Koerant

EXTRAORDINARY • BUITENGEWOON

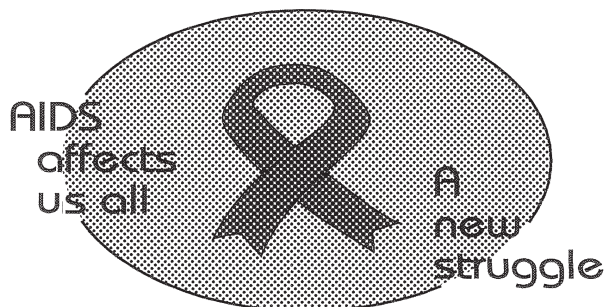
Selling price • Verkoopprijs: **R2.50**
Other countries • Buitelands: **R3.25**

Vol: 28

PRETORIA
22 APRIL 2022
22 APRIL 2022

No: 125

We all have the power to prevent AIDS



**AIDS
HELPLINE**

0800 012 322

DEPARTMENT OF HEALTH

Prevention is the cure

N.B. The Government Printing Works will not be held responsible for the quality of "Hard Copies" or "Electronic Files" submitted for publication purposes

ISSN 1682-4520



9 771682 452005

0 0 1 2 5



IMPORTANT NOTICE:

THE GOVERNMENT PRINTING WORKS WILL NOT BE HELD RESPONSIBLE FOR ANY ERRORS THAT MIGHT OCCUR DUE TO THE SUBMISSION OF INCOMPLETE / INCORRECT / ILLEGIBLE COPY.


No FUTURE QUERIES WILL BE HANDLED IN CONNECTION WITH THE ABOVE.

Contents

| <i>No.</i> | | <i>Gazette No.</i> | <i>Page No.</i> |
|------------|---|------------------------|---------------------|
| | GENERAL NOTICES • ALGEMENE KENNISGEWINGS | | |
| 493 | Public Finance Management Act (1/1999): Gauteng Provincial Adjustments Appropriation Act..... | 125 | 3 |

GENERAL NOTICES • ALGEMENE KENNISGEWINGS
GENERAL NOTICE 493 OF 2022
GAUTENG PROVINCIAL LEGISLATURE

**GAUTENG PROVINCIAL
ADJUSTMENTS APPROPRIATION
ACT**

ASSENTED TO

PREMIER

ENGLISH TEXT SIGNED BY THE PREMIER,
ASSENTED TO ON 23/03/2022

NO 1, 2022

CERTIFIED CORRECT AS PASSED BY
THE GAUTENG PROVINCIAL LEGISLATURE

SIGNED 
SPEAKER
DATE 15/03/2022

ACT

To effect adjustments to the appropriation of money from the Gauteng Provincial Revenue Fund for the requirements of the Province in respect of the financial year ending 31 March 2022; and to provide for matters incidental thereto or connected therewith.

PREAMBLE

WHEREAS section 226(2)(a) of the Constitution of the Republic of South Africa, 1996, provides that money may be withdrawn from the Gauteng Provincial Revenue Fund only in terms of an appropriation by a provincial Act, or as a direct charge against the Fund, when it is provided for in the Constitution or a provincial Act;

AND WHEREAS section 26 of the Public Finance Management Act, 1999 (Act No. 1 of 1999), enjoins the Gauteng Provincial Legislature to appropriate money for each financial year for the requirements of the Province;

AND WHEREAS the Gauteng Provincial Appropriation Act, 2021 (Act No. 4 of 2021), provides for the appropriation of money from the Gauteng Provincial Revenue Fund to provide for the requirements of the Province in respect of the financial year ending 31 March 2022;

AND WHEREAS section 31(1) of the Public Finance Management Act, 1999 (Act No. 1 of 1999), provides that the Member of an Executive Council responsible for finance in the Province may table an adjustments budget in the Gauteng Provincial Legislature, subject to subsection (3) thereof.

BE IT THEREFORE ENACTED by the Gauteng Provincial Legislature, as follows:—

Definitions

1. In this Act, any expression, phrase or word to which a meaning has been assigned in section 1 of the Gauteng Provincial Appropriation Act, 2021 (Act No. 4 of 2021), or section 1 of the Public Finance Management Act, 1999 (Act No. 1 of 1999), has the meaning assigned to it in that Act.

Adjustments to appropriation of money for requirements of Province

2. (1) Adjustments to appropriations by the Gauteng Provincial Legislature of money from the Gauteng Provincial Revenue Fund for the requirements of the Province in the financial year ending 31 March 2022, to votes and main divisions within a vote, and for the specific listed purposes, is set out in the Schedule.

(2) The spending of appropriations referred to in subsection (1) is subject to this Act and the Public Finance Management Act, 1999.

Amounts listed as specifically and exclusively appropriated

3. An amount that is listed as specifically and exclusively appropriated may be used only for the purpose indicated, unless the amount or purpose is amended by, or in terms of, a provincial Act.

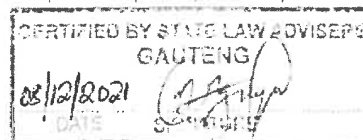
Short title

4. This Act is called the Gauteng Provincial Adjustments Appropriation Act, 2022.

| SCHEDULE (As a charge to the Provincial Revenue Fund) | | | | | | | | | | |
|--|-----------------------|------------------------------|--------------------------|-------|-----------|-------------------------------|--------------------------------------|--|---------------------------|---|
| Details of appropriated amount Vote | Main Appropriation | Current Payments | | | | Transfers and Subsidies | Payments for Capital Assets | Payments for Financial Assets | Adjusted Appropriation | Specified transfer payments and amounts specifically and exclusively appropriated |
| | | Compensation of Employees | Goods and Services | Other | | | | | | |
| R thousand | R'000 | R'000 | R'000 | R'000 | R'000 | R'000 | R'000 | R'000 | R'000 | |
| 1. Office of the Premier Vision: Leadership for an integrated city-region, characterised by social cohesion and economic inclusion; the leading economy on the continent, underpinned by sustainable socio-economic development. | 714 423 | (1 452) | 3 209 | | 148 739 | 2 104 | | 867 023 | | |
| 1. Administration | 136 922 | (4 601) | 20 136 | | 147 768 | (1 131) | | 299 094 | | |
| 2. Institutional Development | 257 524 | (1 199) | (5 417) | | 450 | 3 936 | | 255 293 | | |
| 3. Policy and Governance of which Transfers to Higher education institutions | 319 977 | 4 348 | (11 510) | | 521 | (700) | | 312 636 | | |
| GCRO | 30 114 | | | | | | | | 30 114 | |
| Transfers to Non-Profit Institutions | 138 188 | | | | | | | | 138 188 | |
| 2. Gauteng Provincial Legislature Vision: A progressive legislature that fosters confidence in democracy and improving the quality of life of the people of Gauteng | 791 064 | 12 652 | (28 741) | | 9 000 | 11 733 | | 785 708 | | |
| 1. Leadership and Governance | 51 087 | 1 811 | (23 096) | | | | | 29 802 | | |
| 2. Office of the Secretary | 21 664 | 203 | 10 251 | | | | | 32 118 | | |
| 3. Corporate Support Services of which Transfers to Non-Profit Institutions | 402 761 | (1 828) | 2 217 | | 9 000 | 10 351 | | 422 501 | | |
| | 150 921 | | | | | | | | 150 921 | |
| 4. Core Business | 258 517 | 11 830 | (16 649) | | | | | 253 698 | | |
| 5. Office of the CFO | 57 035 | 636 | (1 464) | | | 1 382 | | 57 589 | | |
| 3. Economic Development Vision: A radically transformed, modernised and re-industrialised economy in Gauteng, manifesting decent work, economic inclusion and equity | 1 561 763 | (51 465) | 47 462 | | 228 747 | (3 575) | 9 | 1 782 911 | | |
| 1. Administration | 259 908 | (22 125) | 1 244 | | 185 | (3 575) | 9 | 235 646 | | |
| 2. Integrated Economic Development Services of which Transfers to Departmental Agencies and Accounts Gauteng Enterprise Propeller | 219 944 | | | | 89 459 | | | 309 403 | | |
| | 219 944 | | | | | | | | 309 403 | |
| 3. Trade and Sector Development of which National conditional grants | 852 797 | | | | (46 551) | | | 806 246 | | |
| Transfers to Departmental Agencies and Accounts Gauteng Growth and Development Agency | 632 017 | | | | | | | | 589 114 | |
| Cradle of Humankind | 55 395 | | | | | | | | 54 701 | |
| Dinokeng | 38 920 | | | | | | | | 38 422 | |
| Gauteng Tourism Authority | 126 465 | | | | | | | | 124 009 | |
| 4. Business Regulation and Governance of which Transfers to Departmental Agencies and Accounts Gauteng Liquor Board Gauteng Gambling Board | 75 686 | (6 050) | 30 260 | | (6 461) | | | 93 415 | | |
| | 16 954 | | | | | | | | 10 423 | |
| | 373 | | | | | | | | 373 | |
| 5. Economic Planning | 153 427 | (23 290) | 15 958 | | 192 105 | | | 338 200 | | |
| Transfer to Public corporations and private enterprises | | | | | | | | | 191 815 | |
| 4. Health Vision: A responsive, value-based, people-centred health care system in Gauteng. | 56 505 286 | 2 506 222 | 37 574 | | 36 | 576 412 | | 59 625 510 | | |
| 1. Administration | 1 242 528 | 8 076 | (458) | | | 42 129 | | 1 292 275 | | |
| 2. District Health Services of which National conditional grants HIV, TB, malaria and community outreach grant | 19 596 571 | 899 413 | (9 943) | | | (9 520) | | 20 476 521 | | |
| | 5 955 602 | | | | | | | | 5 967 355 | |
| Statutory Human Resources, Training and Development Grant | 15 051 | | | | | | | | 30 345 | |
| Social Sector Expanded Public Works Programme Incentive Grant for Provinces | 24 746 | | | | | | | | 25 005 | |
| National Health Insurance Grant | 49 859 | | | | | | | | 49 859 | |

CERTIFIED BY STATE LAW ADVISERS
GAUTENG
08/12/2021
DATE SIGNATURE

| SCHEDULE (As a charge to the Provincial Revenue Fund) | | | | | | | | | | |
|---|--------------------|---------------------------|--------------------|----------|------------------|-------------------------|-----------------------------|-------------------------------|------------------------|---|
| Details of appropriated amount | | | | | | | | | | |
| Vote | Main Appropriation | Current Payments | | | | Transfers and Subsidies | Payments for Capital Assets | Payments for Financial Assets | Adjusted Appropriation | Specified transfer payments and amounts specifically and exclusively appropriated |
| | | Compensation of Employees | Goods and Services | Other | | | | | | |
| R thousand | R'000 | R'000 | R'000 | R'000 | R'000 | R'000 | R'000 | R'000 | R'000 | |
| Transfers to Municipalities | 470 568 | | | | | | | | 470 568 | |
| Transfers to Non-profit institutions | 423 868 | | | | | | | | 423 868 | |
| 3. Emergency Medical Services | 1 566 846 | 72 459 | (136 511) | | | 116 511 | | 1 619 305 | | |
| 4. Provincial Hospital Services of which | 10 622 650 | 495 488 | (23 789) | | | (12 461) | | 11 081 898 | | |
| National conditional grants | | | | | | | | | | |
| Statutory Human Resources, Training and Development Grant | 370 119 | | | | | | | | 406 333 | |
| National Tertiary Services Grant | 32 569 | | | | | | | | 39 136 | |
| 5. Central Hospital Services of which | 19 602 614 | 1 002 113 | | | | 387 580 | | 20 992 307 | | |
| Transfers to Non-Profit Institutions | 282 000 | | | | | | | | 282 000 | |
| National conditional grants | | | | | | | | | | |
| National Tertiary Services grant | 4 845 501 | | | | | | | | 5 195 287 | |
| Statutory Human Resources, Training and Development Grant | 967 592 | | | | | | | | 1 064 384 | |
| 6. Health Sciences and Training of which | 1 207 990 | 13 928 | 66 911 | | | (3 429) | | 1 285 400 | | |
| Transfers to Departmental Agencies and Accounts | 24 636 | | | | | | | | 24 636 | |
| Transfers Higher Education Institutions | 16 309 | | | | | | | | 16 309 | |
| 7. Health Care Support Services | 390 385 | 13 412 | 10 677 | | | 400 | | 414 874 | | |
| 8. Health Facilities Management of which | 2 275 672 | 1 333 | 130 687 | | | 36 | 55 202 | 2 462 930 | | |
| National conditional grants | | | | | | | | | | |
| Health Facility Revitalisation | 965 871 | | | | | | | | 965 871 | |
| Expanded Public Works Programme (EPWP) Integrated Grant | 2 218 | | | | | | | | 2 218 | |
| 5. Education | 53 458 053 | 1 228 762 | 412 108 | 3 | 1 461 064 | 118 283 | | 56 678 273 | | |
| Vision: Every learner feels valued and inspired in our innovative education system. | | | | | | | | | | |
| 1. Administration | 4 549 079 | | (97 590) | 3 | 36 799 | (26 754) | | 4 461 537 | | |
| 2. Public Ordinary School Education of which | 38 801 949 | 1 178 642 | 575 485 | | (47 985) | 328 | | 40 508 439 | | |
| National conditional grants | | | | | | | | | | |
| HIV/AIDS (Life Skills Education) | 36 464 | | | | | | | | 36 464 | |
| National School Nutrition | 958 730 | | | | | | | | 968 730 | |
| Maths, Science and Technology | 58 811 | | | | | | | | 58 811 | |
| Transfers to Non-Profit Institutions | 3 195 661 | | | | | | | | 3 147 696 | |
| 3. Independent School Subsidies of which | 980 518 | | | | | | | 980 518 | | |
| Transfers to Non-Profit Institutions | 970 518 | | | | | | | | 970 518 | |
| 4. Public Special School Education of which | 4 521 641 | (38 733) | 9 484 | | (7 490) | 81 | | 4 484 983 | | |
| National conditional grants | | | | | | | | | | |
| Learners with Profound Intellectual Disabilities | 33 156 | | | | | | | | 34 518 | |
| Transfers to Non-Profit Institutions | 922 742 | | | | | | | | 913 427 | |
| 5. Early Childhood Development of which | 1 264 787 | 166 000 | 55 505 | | (21 469) | (470) | | 1 464 353 | | |
| Transfers to Non-Profit Institutions | 250 789 | | | | | | | | 229 320 | |
| 6. Infrastructure Development of which | 1 619 208 | (2 845) | (140 985) | | | 143 830 | | 1 619 208 | | |
| National conditional grants | | | | | | | | | | |
| Education Infrastructure | 1 589 208 | | | | | | | | 1 589 208 | |
| 7. Examination and Education Related Services of which | 1 720 871 | (74 302) | 10 209 | | 1 501 189 | 1 268 | | 3 159 235 | | |
| National conditional grants | | | | | | | | | | |
| Expanded Public Works Programme Integrated Grant | 2 547 | | | | | | | | 2 547 | |
| Social Sector Expanded Public Works Programme Incentive Grant for Provinces | | | | | | | | | | |
| Transfers to Non-Profit Institutions | 85 321 | | | | | | | | 1 587 060 | |
| Transfers to Departmental Agencies and Accounts | 111 178 | | | | | | | | 110 628 | |
| 6. Social Development | 5 882 786 | 42 420 | 61 779 | | 145 277 | 16 167 | 128 | 6 148 557 | | |
| Vision: A caring and self-reliant society | | | | | | | | | | |



| SCHEDULE (As a charge to the Provincial Revenue Fund) | | | | | | | | | | |
|---|--|------------------------------|--------------------------|-------|-------------------|-------------------------------|--------------------------------------|--|---------------------------------|---|
| Details of appropriated amount Vote | Main Appropriation | Current Payments | | | | Transfers and Subsidies | Payments for Capital Assets | Payments for Financial Assets | Adjusted Appropriation | Specified transfer payments and amounts specifically and exclusively appropriated |
| | | Compensation of Employees | Goods and Services | Other | | | | | | |
| R thousand | R'000 | R'000 | R'000 | R'000 | R'000 | R'000 | R'000 | R'000 | R'000 | |
| 1. Administration of which Transfers to Departmental Agencies and Accounts | 741 231 70 | (2 500) | 3 811 | | 5 016 | (4 871) | 14 | 742 701 | 3 144 | |
| 2. Social Welfare Services of which Transfers to Non-Profit Institutions | 989 427 851 882 | (2 356) | 490 | | 14 399 | 2 572 | | 1 004 532 | 866 107 | |
| National conditional grants Social Sector Expanded Public Works Programme Incentive Grant for Provinces | 18 536 | | | | | | | | 18 536 | |
| 3. Children and Families of which Transfers to Non-Profit Institutions National conditional grants Early Childhood Development | 2 618 697 1 004 579 152 107 | 25 920 | (14 059) | | 87 518 | 20 431 | 89 | 2 738 596 | 1 091 390 255 493 | |
| 4. Restorative Services of which Transfers to Non-Profit Institutions | 783 841 471 069 | (14 000) | 7 141 | | 19 825 | (2 188) | 25 | 794 644 | 490 887 | |
| 5. Development and Research of which Transfers to Non-Profit Institutions | 749 590 233 736 | 35 356 | 64 396 | | 18 519 | 223 | | 868 084 | 252 255 | |
| 7. Cooperative Governance and Traditional Affairs Vision: Sustainable, Smart, Inclusive Cities and Communities in the Gauteng City Region. | 581 696 | | 9 068 | | 1 308 | | | 582 072 | | |
| 1. Administration | 150 092 | | 5 392 | | 1 308 | | | 156 792 | | |
| 2. Local Governance | 288 618 | | 3 876 | | | | | 292 494 | | |
| 3. Development and Planning of which National conditional grants Expanded Public Works Programme Integrated Grant Transfers to Municipalities | 125 556 2 037 20 037 | | 2 300 | | | | | 127 856 | 2 037 20 037 | |
| 4. Traditional Institutional Development | 17 430 | | (2 500) | | | | | 14 930 | | |
| 8. Human Settlements Vision: Integrated Sustainable Human Settlements within a Smart Gauteng City Region | 5 912 132 | | 1 850 | | (363 896) | 436 040 | | 5 986 126 | | |
| 1. Administration | 533 702 | | 6 169 | | | 10 000 | | 549 871 | | |
| 2. Housing Needs, Research and Planning | 21 619 | | (1 799) | | 70 | | | 19 890 | | |
| 3. Housing Development of which National conditional grants Human Settlements Development Informal Settlements Upgrading Partnership Grant for Provinces Expanded Public Works Programme Integrated Grant Transfers to Departmental Agencies and Accounts Gauteng Partnership Fund | 5 148 814 3 725 026 1 109 179 8 507 | | (2 000) | | (365 462) | 426 040 | | 5 207 392 | 3 785 304 1 109 179 8 507 | |
| 4. Housing Assels and Property Management of which National conditional grants Human Settlements Development Title Deeds Restoration Grant | 350 824 207 987 99 948 | | (520) | | 1 496 | | | 208 973 | 768 400 99 948 1 426 | |
| 9. Roads and Transport Vision: To develop an integrated, sustainable transport infrastructure that promotes accessible, safe and affordable movement of people, goods and services. | 8 680 417 | 18 000 | (423 949) | | 480 276 | (167 247) | | 8 567 497 | | |
| 1. Administration | 423 898 | (5 000) | (3 500) | | 500 | (14 500) | | 401 398 | | |
| 2. Transport Infrastructure of which National conditional grants Provincial Roads Maintenance Expanded Public Works Programme Integrated Grant | 2 460 126 767 135 | (25 000) | (399 949) | | (500) | (174 547) | | 1 860 130 | 767 135 | |

CERTIFIED BY STATE LAW ADVISER
GAUTENG
08/12/2021
DATE
SIGNATURE

| SCHEDULE (As a charge to the Provincial Revenue Fund) | | | | | | | | | | |
|--|-----------------------|------------------------------|--------------------------|----------|------------------|-------------------------------|--------------------------------------|--|---------------------------|---|
| Details of appropriated amount Vote | Main Appropriation | Current Payments | | | | Transfers and Subsidies | Payments for Capital Assets | Payments for Financial Assets | Adjusted Appropriation | Specified transfer payments and amounts specifically and exclusively appropriated |
| | | Compensation of Employees | Goods and Services | Other | | | | | | |
| R thousand | R'000 | R'000 | R'000 | R'000 | R'000 | R'000 | R'000 | R'000 | R'000 | |
| <i>Transfers to Provinces and Municipalities</i> | 2 200 | | | | | | | | 2 200 | |
| 3. Transport Operations | 3 039 809 | 53 000 | | | 94 476 | | | 3 187 285 | | |
| <i>of which</i> | | | | | | | | | | |
| <i>National conditional grants</i> | | | | | | | | | | |
| <i>Public Transport Operations</i> | 2 742 249 | | | | | | | | 2 836 725 | |
| <i>Expanded Public Works Programme Integrated Grant</i> | 9 638 | | | | | | | | 9 638 | |
| <i>Transfers to Public corporations and private enterprise</i> | 2 941 987 | | | | | | | | 3 036 463 | |
| 4. Transport Regulation | 345 768 | (5 000) | (20 500) | | 19 800 | 1 800 | | 341 868 | | |
| <i>Transfers to Non-Profit Institutions</i> | | | | | | | | | 19 800 | |
| 5. Gautrain Rapid Rail Link | 2 410 816 | | | | 366 000 | | | 2 776 816 | | |
| <i>of which</i> | | | | | | | | | | |
| <i>Transfers to Departmental Agencies and Accounts</i> | | | | | | | | | | |
| <i>Gautrain Management Agency</i> | 2 410 816 | | | | | | | | 2 776 816 | |
| 10. Community Safety | 962 280 | (22 400) | 7 869 | | (27 469) | 60 673 | | 980 953 | | |
| Vision: To realise Gauteng as a province where people feel and are safe. | | | | | | | | | | |
| 1. Administration | 169 644 | (10 400) | 7 000 | | | 3 400 | | 169 644 | | |
| <i>of which</i> | | | | | | | | | | |
| <i>Transfers to Provinces and Municipalities</i> | | | | | | | | | | |
| <i>Provincial Secretariat for Police Service</i> | 240 979 | (12 000) | 869 | | (27 469) | 49 000 | | 251 379 | | |
| <i>of which</i> | | | | | | | | | | |
| <i>National conditional grants</i> | | | | | | | | | | |
| <i>Social Sector Expanded Public Works Programme Incentive Grant for Provinces</i> | | | | | | | | | | |
| <i>Transfers to Departmental Agencies and Accounts</i> | 27 129 | | | | | | | | | |
| 3. Traffic Management | 551 657 | | | | | 8 273 | | 559 930 | | |
| <i>of which</i> | | | | | | | | | | |
| <i>Transfers to Provinces and Municipalities</i> | 179 | | | | | | | | 179 | |
| <i>Transfers to Public corporations and private enterprise</i> | | | | | | | | | | |
| 11. Agriculture and Rural Development | 1 016 225 | 30 169 | (7 732) | | 1 846 | 4 303 | | 1 044 811 | | |
| Vision: An economically transformed agricultural sector for the promotion of sustainable, environmental management, food security and developed rural and urban communities in Gauteng | | | | | | | | | | |
| 1. Administration | 255 501 | 7 553 | 1 308 | | (207) | 7 773 | | 271 928 | | |
| <i>of which</i> | | | | | | | | | | |
| <i>Transfers to Departmental Agencies and Accounts</i> | 1 476 | | | | | | | | 1 360 | |
| <i>Transfers to Provinces and Municipalities</i> | | | | | | | | | 74 | |
| 2. Agriculture and Rural Development | 457 518 | 7 468 | (7 416) | | 1 845 | 9 376 | | 468 791 | | |
| <i>of which</i> | | | | | | | | | | |
| <i>National conditional grants</i> | | | | | | | | | | |
| <i>Land Care</i> | 5 016 | | | | | | | | 5 016 | |
| <i>Ilima/Letsema Projects</i> | 36 459 | | | | | | | | 36 459 | |
| <i>Comprehensive Agricultural Support Programme</i> | 99 113 | | | | | | | | 100 904 | |
| <i>Transfers to Higher Education Institutions</i> | 5 965 | | | | | | | | 7 205 | |
| <i>Transfers to Departmental Agencies and Accounts</i> | | | | | | | | | | |
| 3. Environmental Affairs | 303 206 | 15 148 | (1 624) | | 208 | (12 846) | | 304 092 | | |
| <i>of which</i> | | | | | | | | | | |
| <i>Expanded Public Works Programme Integrated Grant</i> | 2 943 | | | | | | | | 2 943 | |
| 12. Sport, Arts, Culture and Recreation | 1 066 393 | (37 944) | 12 260 | 8 | (16 701) | 1 837 | | 1 025 853 | | |
| Vision: An active, creative and modernised Gauteng City Region contributing to sustainable economic growth and social cohesion. | | | | | | | | | | |
| 1. Administration | 165 883 | (6 381) | 1 828 | | 1 286 | (418) | | 162 198 | | |
| 2. Cultural Affairs | 233 278 | (7 993) | (2 061) | 6 | 7 529 | (11 566) | | 219 293 | | |
| <i>of which</i> | | | | | | | | | | |
| <i>National conditional grants</i> | | | | | | | | | | |
| <i>Expanded Public Works Programme Integrated Grant</i> | 1 960 | | | | | | | | 1 960 | |
| <i>Transfers to Provinces and Municipalities</i> | 2 793 | | | | | | | | 2 793 | |
| <i>Transfers to Departmental Agencies and Accounts</i> | 38 691 | | | | | | | | 38 691 | |
| <i>Transfers to Non Profit Institutions</i> | 10 000 | | | | | | | | 16 500 | |
| 3. Library and Archives Services | 320 024 | (14 539) | 10 909 | 2 | (5 297) | (1 003) | | 310 096 | | |
| <i>of which</i> | | | | | | | | | | |

CERTIFIED BY STATE LAW ADVISERS
GAUTENG
22/12/2021
DATE

| SCHEDULE (As a charge to the Provincial Revenue Fund) | | | | | | | | | | |
|--|-----------------------|------------------------------|--------------------------|-----------|------------------|-------------------------------|--------------------------------------|--|---------------------------|---|
| Details of appropriated amount Vote | Main Appropriation | Current Payments | | | | Transfers and Subsidies | Payments for Capital Assets | Payments for Financial Assets | Adjusted Appropriation | Specified transfer payments and amounts specifically and exclusively appropriated |
| | | Compensation of Employees | Goods and Services | Other | | | | | | |
| R thousand | R'000 | R'000 | R'000 | R'000 | R'000 | R'000 | R'000 | R'000 | R'000 | |
| <i>National conditional grants</i> | | | | | | | | | | |
| <i>Community Library Services</i> | 167 899 | | | | | | | | 168 986 | |
| <i>Transfers to Provinces and Municipalities</i> | 203 022 | | | | | | | | 195 725 | |
| <i>Transfers to Non Profit Institutions</i> | 3 200 | | | | | | | | 4 700 | |
| 4. Sport and Recreation | 347 208 | (9 131) | 1 584 | | (20 219) | 14 824 | | 334 266 | | |
| <i>of which</i> | | | | | | | | | | |
| <i>National conditional grants</i> | | | | | | | | | | |
| <i>Mass Sport and Recreation Participation Programme</i> | 102 018 | | | | | | | | 102 826 | |
| <i>Social Sector Expanded Public Works Programme Incentive Grant for Provinces</i> | 1 439 | | | | | | | | 1 439 | |
| <i>Transfers to Non Profit Institutions</i> | 84 955 | | | | | | | | 63 605 | |
| 13. E-Government | 1 404 533 | (7 318) | 139 106 | | 592 | 2 029 | | 1 538 942 | | |
| Vision: A smart Gauteng City Region that provides efficient quality services to citizens. | | | | | | | | | | |
| 1. Administration | 267 584 | | 14 058 | | | 872 | | 282 514 | | |
| 2. Information Communication Technology(ICT) Shared Services | 1 011 489 | (7 038) | 124 938 | | 312 | 1 157 | | 1 130 858 | | |
| <i>of which</i> | | | | | | | | | | |
| <i>Transfers to Higher Education Institutions</i> | 22 800 | | | | | | | | 22 800 | |
| 3. Human Resources Services | 125 460 | (280) | 110 | | 280 | | | 125 570 | | |
| 14. Gauteng Provincial Treasury | 754 845 | (106 675) | 18 813 | | 1 530 | 7 032 | | 675 545 | | |
| Vision: Pioneers in fiscal prudence and good governance" services of the highest quality. | | | | | | | | | | |
| 1. Administration | 161 449 | (26 880) | (4 032) | | 880 | 7 032 | | 138 449 | | |
| 2. Sustainable Fiscal Resource Management | 164 452 | (9 000) | (740) | | | | | 154 712 | | |
| <i>of which</i> | | | | | | | | | | |
| <i>Departmental agencies and accounts</i> | | | | | | | | | | |
| <i>Gauteng Infrastructure Financing Agency</i> | 64 044 | | | | | | | | 64 044 | |
| 3. Financial Governance | 140 275 | (20 050) | 1 032 | | 50 | | | 121 307 | | |
| 4. Supply Chain Management | 105 239 | (17 730) | 15 770 | | 200 | | | 103 479 | | |
| 5. Municipal Financial Governance | 66 448 | (21 300) | (1 032) | | 300 | | | 44 416 | | |
| 6. Gauteng Audit Services | 116 982 | (11 715) | 7 815 | | 100 | | | 113 182 | | |
| 15. Infrastructure Development | 3 260 931 | 48 945 | 19 079 | | 2 000 | (82 135) | 200 | 3 249 020 | | |
| Vision: To be a leading sustainable infrastructure provider and facilitator that positions Gauteng as a globally competitive city region with inclusive economic growth and decent work for all. | | | | | | | | | | |
| 1. Administration | 446 264 | 12 726 | 3 918 | | | 5 000 | 200 | 468 108 | | |
| 2. Public Works Infrastructure | 2 572 878 | 31 814 | 80 078 | | 2 000 | (87 135) | | 2 599 635 | | |
| <i>of which</i> | | | | | | | | | | |
| <i>Transfers to Municipalities</i> | | | | | | | | | | |
| <i>Devolution of rates and taxes</i> | 1 025 376 | | | | | | | | 1 025 376 | |
| 3. Expanded Public Works Programme | 241 789 | 4 405 | (64 917) | | | | | 181 277 | | |
| <i>of which</i> | | | | | | | | | | |
| <i>Expanded Public Works Programme Integrated Grant</i> | 18 988 | | | | | | | | 18 988 | |
| TOTAL FOR THE PROVINCE | 142 552 806 | 3 859 916 | 309 755 | 11 | 2 072 319 | 963 656 | 337 | 149 558 801 | | |

CERTIFIED BY STATE LAW ADVISERS
GAUTENG
08/12/2021
DATE
[Signature]

Printed by the Government Printer, Bosman Street, Private Bag X85, Pretoria, 0001,
for the **Gauteng Provincial Administration**, Johannesburg.

Contact Centre Tel: 012-748 6200. eMail: info.egazette@gpw.gov.za
Publications: Tel: (012) 748 6053, 748 6061, 748 6065